

# Courageous Faith Kids Experience

GLOBAL  
CHRISTIAN  
RELIEF

*This lesson helps K-6 kids understand and pray for persecuted Christians worldwide. It's about courage, trusting God, and being part of His global family.*

- **Duration:** about 75 minutes
- **Key Tone:** Hopeful, courageous, empathetic (avoid scary or overly dramatic language).
- **Your Role:** Guide kids through stories and games to build empathy and prayer for their global Christian family.
- **Materials:** See the "Materials" listed under each activity. **Remember, most materials are designed either for digital display or standard 8.5x11 printing.**

## Simple Learning Objectives:

By the end of this lesson, children will:

- \* **Understand** that some Christians around the world face challenges for their faith, and God is always with them.
- \* **Pray** for courageous believers and feel connected to their global Christian family.

## Tips for Volunteer Leaders

- **Practice:** Read through the guide once or twice to feel comfortable with the flow.
- **Enthusiasm:** Your excitement is contagious!
- **Flexibility:** It's OK if things don't go exactly as planned. Focus on the core message.
- **Safety First:** Always prioritize the physical and emotional safety of the children.
- **Ask for Help:** Don't hesitate to ask other leaders or assistants for support.
- **Prayer:** Pray for the children, for the persecuted church, and for yourself as you lead!

## Program Overview & Schedule (Approx. 75 minutes)

I. Welcome & Introduction (10 min)

II. "Bible Smuggler" Game (20 min)

III. Craft Time: "My Courageous Faith Bible" (15 min)

IV. "Secret Church Service" (25 min)

V. Closing Prayer & Take-Home (5 min)

## Leader's Guide

I. Welcome & Introduction (10 minutes)

- **Objective:** Set a hopeful, reverent tone; introduce "secret believers" and global map.
- **Activity:** Gather kids in your designated "secret meeting spot."
- **Materials for this Activity:**
  - **Digital Display Device:** Projector/screen for showing the GCR "Front Lines of Faith" Map (or a printed large version if preferred and possible for the church).
  - **Coloring Map** (provided via digital download along with this curriculum). A coloring page of Shadrach, Meshach, and Abednego is provided for younger children.

- **What to Say:**

- “Welcome, brave members of God’s family! Right now, we’re on a special adventure to learn about our brothers and sisters in Christ around the world. Many of them meet in secret, just like we are, because it can be dangerous to follow Jesus openly. But even in secret, God is with them, and they are so courageous!”
- **Code Names:** “For tonight, let’s use special ‘code names’ to keep our meeting secret! What’s a brave name you can choose?” (Help kids choose or assign simple code names).
- **Global Family Map:** “Look at this special map [**Display the GCR map**]! It shows us all the different places on Earth where children and grown-ups love Jesus. Some of these places are very far away, and it can be tricky to follow Jesus there, but they are still part of our big, global family!”
- “You’ll get a special coloring map to take home! As you color it, you can remember to pray for the children in those countries.” Tell younger children about the Shadrach, Meshach, and Abednego coloring page, letting them know we’ll learn more about their story during the Bible lesson.

## II. “Bible Smuggler” Game (20 minutes)

- **Objective:** Experience (safely!) the courage of those who deliver God’s Word, with a real-world context from a video.
- **Materials for This Activity:**
  - Small “Bibles” for smuggling game (e.g., wrapped wooden blocks, small notebooks, or printed story booklets)
  - “Supply Depot” basket/box
  - “Secret Church Meeting Point” basket
  - Red headlamps (or other clear identifiers) for “guards” (2-3)
  - Cones or markers for game boundaries
  - Designated “Holding Area” marker (for older kids)
  - **Video:** [Is This the Most Dangerous Job in the World?](#)
- **Overall Guidance for Guards:** Create a realistic, *safe* challenge. Focus on empathy and bravery, *not* fear. Maintain a serious but *not* terrifying demeanor. No yelling or aggressive actions. Use headlamps for identification. No physical contact beyond a gentle tap.
- **What to Say (Briefing to all K-6 Children):**
  - **Introduction to Mission & Video:** “All right, we’re going to play a game to help us understand how brave some of our friends around the world are. Many believers, like Azad in Iraq, risk so much to get Bibles to people who don’t have them. Before we start our mission, let’s watch a short video to see what real Bible smuggling can be like.”
  - **Show:** [Is This the Most Dangerous Job in the World?](#) (Read the captions out loud for younger children)
  - **After Video:** “Wow, that’s amazing courage, isn’t it? Now, your mission: carefully take these special ‘Bibles’ from our ‘supply depot’ to our ‘secret church meeting point’ without being caught.”
  - **Teams:** “You will work in teams. If you are a younger child (K-2nd), you’ll have an older buddy (3rd-6th) to help you!” (Pair older kids with younger ones).
  - **The “Bibles”:** “These are our precious ‘Bibles.’ Hold them carefully! You can only carry one at a time.”
  - **The “Guards”:** “Those leaders with the red lights are our ‘guards.’ They don’t want you to get the Bibles to the secret church. Your job is to be sneaky and brave to get past them.”
  - **“Being Caught”**
    - “If a guard gently taps you, you’ve been ‘caught.’ Don’t worry, you won’t be in real trouble! We’ll explain what happens next.”
    - **K-2nd (and their buddies):** “If caught, the guard might ask a simple question or a short Bible verse. Answer bravely, then continue your mission!”
    - **3rd-6th (and their buddies):** “If caught, the guard will ask a question about why the Bible is important or a verse about courage. You might also have to wait quietly in the ‘holding area’ for a short time before you can continue.”
  - **“Secret Church Meeting Point”:** “Once you get your Bible to the ‘secret church,’ place it safely in the basket. Then you can go back for another one if time allows!”
  - **Courage and Trust:** “Remember, this is about being brave and trusting God, just like our persecuted family. Have fun, be safe, and be courageous!”
- **Debriefing (5 minutes - after game):**

- “How did it feel to carry the ‘Bible’ and try to get it to the ‘secret church?’”
- “Why do you think people like Azad risk so much to get Bibles to others?” (Connect to Azad’s story: “Azad risked his life to bring Bibles to Iran, trusting God to keep him safe.”)
- “What did you learn about being brave for Jesus today?”
- “Even though this was just a game, it helps us understand our friends around the world who do this for real. Let’s pray for them!”

### III. Craft Time: “My Courageous Faith Bible” (15 minutes)

- **Objective:** Value God’s Word; create a tangible reminder of courageous faith.
- **Materials for This Activity:**
  - Construction paper/thin cardboard for “My Courageous Faith Bible”
  - Crayons/markers/stickers
  - Pre-printed simple Bible verses (printable on 8.5x11)
- **What to Say (Intro - K-6 Core):**
  - “This craft helps us remember how precious God’s Word is. Many brave believers around the world risk a lot to read their Bibles and share them with others.”
  - **K-2nd:** “As you decorate your special ‘Courageous Faith Bible’ today, remember how important it is to have God’s Word and be brave for Jesus.”
  - **3rd-6th:** “As you create your ‘Courageous Faith Bible,’ think about how precious God’s Word is to believers who risk everything for it. What does God’s Word mean to you?”
- **Activity:**
  - **K-2nd:** Decorate their paper Bible cover. Draw a picture of themselves being brave for Jesus, or someone praying. Glue a simple pre-printed verse inside.
  - **3rd-6th:** Decorate the cover. Write or glue a favorite Bible verse about courage, God’s Word, or trusting God. They can write a short prayer for persecuted believers.

### IV. “Secret Church Service” (30 minutes)

- **Objective:** A meaningful, respectful simulated worship experience, integrating biblical and modern stories of courageous faith, with a focus on Azad’s testimony and Daniel 3, followed by a fellowship meal.
- **Materials for this Activity:**
  - Acapella song lyrics or very soft musical accompaniment
  - Small cookies or fruit slices for the Secret Fellowship Meal
  - Water or apple juice and small cups for the Secret Fellowship Meal
  - **Digital Display Device:** Projector/screen for showing the GCR “Front Lines of Faith” Map (same as Intro, if applicable, for pointing to countries during stories).
- **Facilitator Guidance:** Maintain “hush tones” and reverence throughout. This is where the core teaching and worship are shared.
  - 1. Worship Through Song (5 minutes):**
    - **K-6 Core:** Sing 1-2 simple worship songs softly (acapella or soft accompaniment). Focus on God’s presence, faithfulness, or courage.
    - *Song Ideas:* “He’s Got the Whole World in His Hands,” “Jesus Loves Me,” “My Lighthouse.”
  - 2. Prayer Time (5 minutes):**
    - **K-6 Core:** Lead guided prayer in “hush tones.”
    - **Prompts:** “Let’s thank God for His precious Word. Let’s ask God to give courage to our brothers and sisters in Christ who meet in secret. Let’s pray that God keeps all of His children safe around the world.”
  - 3. Integrated Message & Stories: “God is With Us” (20 minutes):**
    - **K-6 Core:** A concise, impactful message drawing from Daniel 3 and the full interview with Azad, reinforcing the game experience.

- **Facilitator Notes:** Emphasize *choice* to trust God, *God's presence*, and *hope*. Connect the stories back to the experience of the game.
- **What to Say (Core K-6, adapt as noted):**
  - "Even when things are scary, God never leaves us. We learned about that when we played our Bible Smuggler game and saw the video. Now, let's hear about some real heroes of faith, both from the Bible and today!"
  - Daniel 3 (Summary/Reading & Questions - approx. 5 minutes):
    - "In the Bible, there were three brave friends named Shadrach, Meshach, and Abednego. The king told everyone they *had* to bow down and worship a golden statue. But these three friends loved God so much, they refused! They said, 'Our God is able to save us ... but even if He doesn't, we still will not worship your statue.' So, the king threw them into a super-hot fiery furnace."
    - "But guess what? When the king looked in, he saw *four* men walking around in the fire, and one looked like an angel! God was with them! They came out unharmed, not even smelling like smoke. Their trust in God changed the king's heart!"
    - *Questions:* "What did Shadrach, Meshach, and Abednego choose to do?" (Not bow down). "What happened when they trusted God?" (He saved them). "What does this tell us about God?" (He is powerful, He is with us).
    - *K-2nd Focus:* "God is always with us when we are brave for Him, even in scary times."
    - *3rd-6th Focus:* "Even when it's hard or scary, we can choose to trust God completely, knowing He is powerful and always with us. Their trust changed the king! Just like they chose God, we can too."
  - **Azad's Story (Summary - approx. 5 minutes):**
    - "Just like Shadrach, Meshach, and Abednego, we have brave friends today! Remember Azad, who we talked about with our Bible smuggling game? He lives in Iraq, near the border of Iran, and he risks his life to get Bibles to people who desperately want God's Word."
    - "Azad used to be a Muslim, but Jesus appeared to him in a dream. He started reading the Gospel of Luke to find mistakes, but instead, he found Jesus and gave his life to Him! Because he chose to follow Jesus, he faced persecution. Islamic leaders threatened his family, they were kicked out of their home, and it's hard for believers there to get jobs."
    - "Even though he lost his own son, who was also serving God, Azad says it made his faith stronger. He knows his son is with Jesus. He keeps smuggling Bibles because he believes everyone needs God's Word, and he wants others to have the same hope he found in Jesus."
    - "He encourages us to keep persevering for the Lord, to be patient, calm, and to trust God. That's what keeps him going!"
    - **Point to Iraq/Iran on the displayed map.**
  - **Concluding Thought:** "When we trust God, we don't have to be afraid. We can be courageous because God is always with us, no matter what."
  - *3rd-6th:* Add: "What does it mean to you that God is *with* us, even when things are hard?"

#### 4. Secret Fellowship Meal (10 minutes):

- **K-6 Core:** Small cookies or fruit slices and tiny cups of water or apple juice.

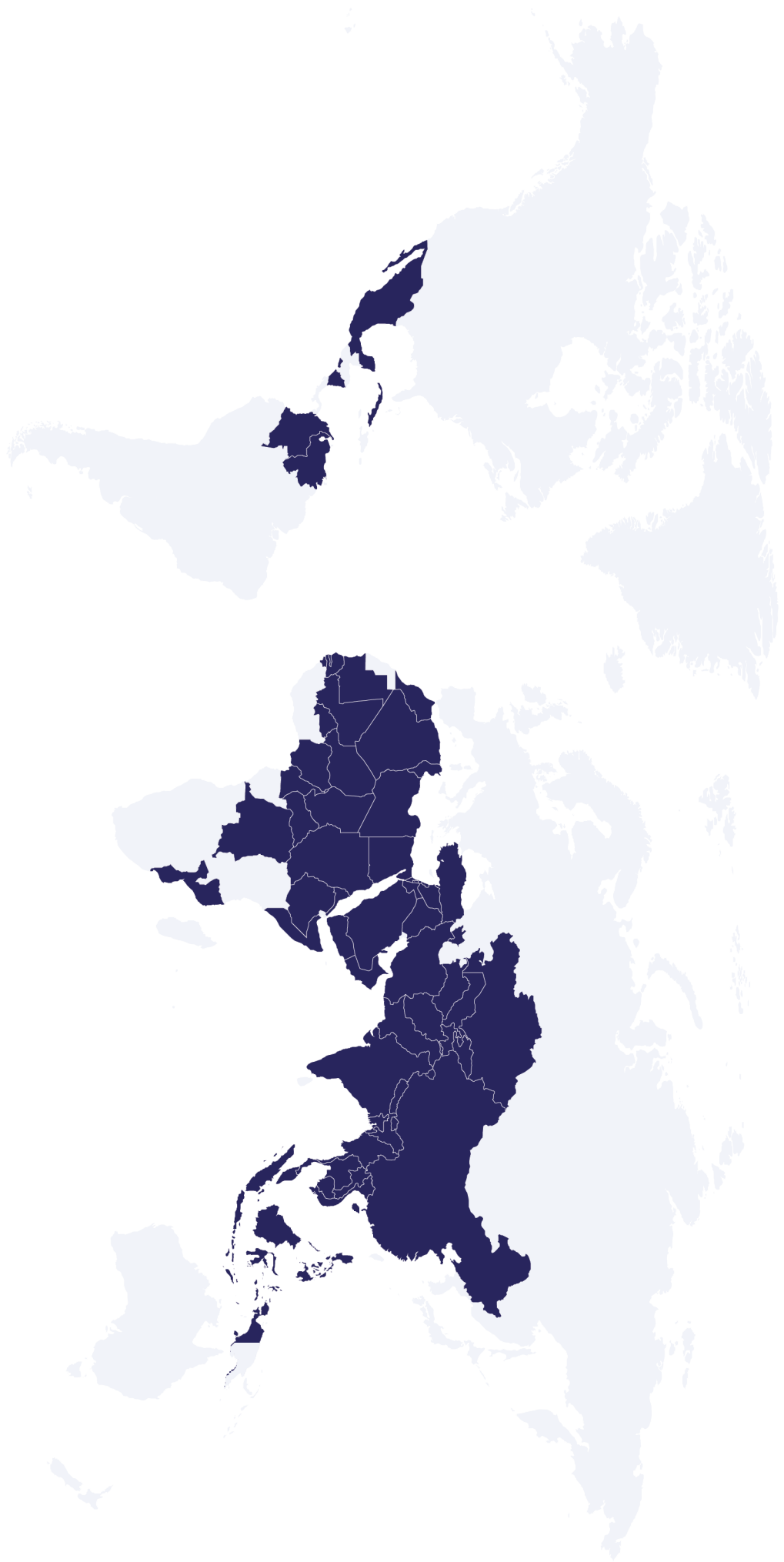
**What to Say:** "In our secret church, we share this simple meal together. It's special because we are together, sharing God's love and grateful for what God provides. It helps us feel connected to our brothers and sisters around the world who also gather in secret, sharing simple meals, trusting God together. As we share these cookies/fruit and drink our water/juice, let's quietly thank God for His love and for our global family."

#### V. Closing Prayer & Take-Home Resources (5 minutes)

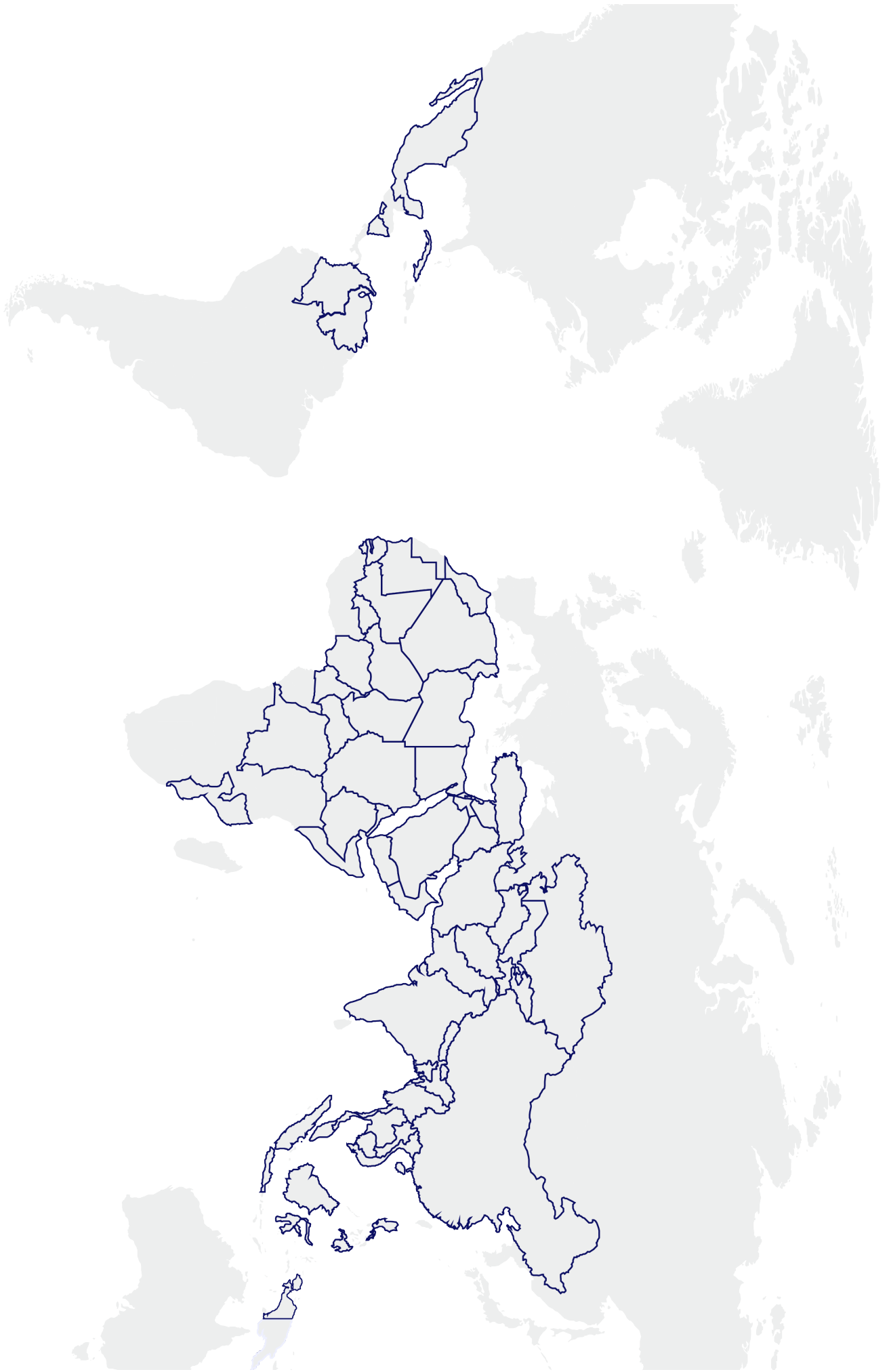
- **Objective:** Conclude with prayer; provide resources for continued engagement.
- **Materials for this Activity:**
  - Take-Home Parent Guide (pre-prepared, printable on 8.5x11, one per child)
  - Coloring Map (coloring book version of the GCR annual report map, pre-printed on 8.5x11, one per child). A coloring page on Shadrach, Meshach, and Abednego is also provided for younger children.

- **What to Say:**

- "What an amazing time we've had learning about courage and trusting God! Remember, you are part of God's big, global family, and your prayers make a difference for our brothers and sisters around the world."
- **Prayer:** Lead a final prayer for courage, protection for persecuted believers, and continued trust in God for the children.
- **Take-Home:** "Don't forget your special Take-Home Parent Guide and your Coloring Map! These are for you to take home and keep praying for all the countries on the map."




## Front Lines of Faith Map



**Coloring Map**

## Shadrach, Meshach, and Abednego



# Global Christian Relief: Courageous Faith Kids Experience

*A Message to Parents: Nurturing Courageous Faith at Home*

Dear Parents,

Thank you for allowing your child to participate in our special "Courageous Faith Kids Experience"! Today, we explored what it means to follow Jesus with courage, even when it's hard, and how we can connect with our global Christian family facing challenges for their faith.

## **Our Goal Was for Your Child to:**

- **Understand** that some Christians around the world face challenges for their faith, and God is always with them.
- **Pray** for courageous believers and feel connected to their global Christian family.

## **What Your Child Experienced Today:**

Your child engaged in several activities designed to build empathy and understanding:

- **A "Secret Meeting"**: We set a tone of unity and introduced the idea that many Christians meet in secret to worship God.
- **"Bible Smuggler" Game**: Through an active game and a real video, children experienced (safely!) the courage required to deliver God's Word in places where Bibles are scarce. This helped them understand why people like Azad risk everything for the Gospel.
- **"My Courageous Faith Bible" Craft**: Kids created a personal reminder of how precious God's Word is to believers around the world.
- **Secret Church Service**: This was the heart of our time, where we worshipped, prayed together, and heard powerful stories:
  - **Daniel 3**: The biblical account of Shadrach, Meshach, and Abednego's courageous trust in God in the fiery furnace.
  - **Azad's Story**: A modern-day testimony of a former Muslim from Iraq who found Jesus through a dream, faced persecution, lost his son, and now bravely smuggles Bibles into Iran. His story highlights unwavering faith and the profound value of God's Word. You can watch a video about Azad and other Bible smugglers [here](#).
- **Secret Fellowship Meal**: A simple snack shared together, reminding us of the fellowship of believers worldwide, especially those who gather in secret.

## **Continuing the Conversation at Home:**

We encourage you to continue these important discussions as a family. Here are some ideas:

### **1. Ask Questions:**

- "What was your favorite part of the 'Courageous Faith Kids Lesson'?"
- "What did you learn about people who follow Jesus in other countries?"
- "Who was Azad? What made him courageous?"

- "How did Shadrach, Meshach, and Abednego show courage?"
- "What does it mean to you that God is always with us, even when things are hard?"
- "How can we pray for our global Christian family?"

## **2. Use the Coloring Map:**

- Your child has brought home a special coloring map. As they color, talk about the different countries where Christians face challenges. Choose one country each day to pray for.

## **3. Pray Together:**

- Pray for courage and protection for persecuted Christians.
- Pray for more Bibles to reach those who long for God's Word.
- Pray for leaders and governments to respect religious freedom.

## **CONNECT WITH GLOBAL CHRISTIAN RELIEF:**

Global Christian Relief exists to awaken the U.S. church to the plight of persecuted believers and provide tangible support, prayer, and advocacy. You can learn more about courageous Christians like Azad and find resources to grow your family's understanding and prayer life at **[GlobalChristianRelief.org](http://GlobalChristianRelief.org)**.

Thank you for joining us in standing with our persecuted brothers and sisters. Together, we can make a difference!

In His Grace,

The [Your Church Name] Kids Ministry Team  
*(In partnership with Global Christian Relief)*